

PSA-M R32

Floor Standing System

Power Inverter Heat Pump

Mr. SLIM™

The **PSA-M Power Inverter** range is a floor standing system that blends a host of outstanding features with a sophisticated streamlined design. Offering high seasonal efficiency, advanced control options and quiet operation, this range allows installation where limited ceiling space is available.

R32



Key Features & Benefits:

- Built in PAR-41MAA controller allows effective energy consumption monitoring
- Increased comfort levels through advanced airflow and smart defrost features
- 100m pipe run (size 100-140), increasing application capability
- 14°C set point option; ideal for applications where a specialist ambient condition is required
- Quick and easy installation, saving on time and cost
- Compact body and minimal footprint - ideal for applications where space-saving is a requirement
- In-built leak detection



Air Conditioning Product Information

PSA-M R32 Floor Standing System Power Inverter Heat Pump

R32

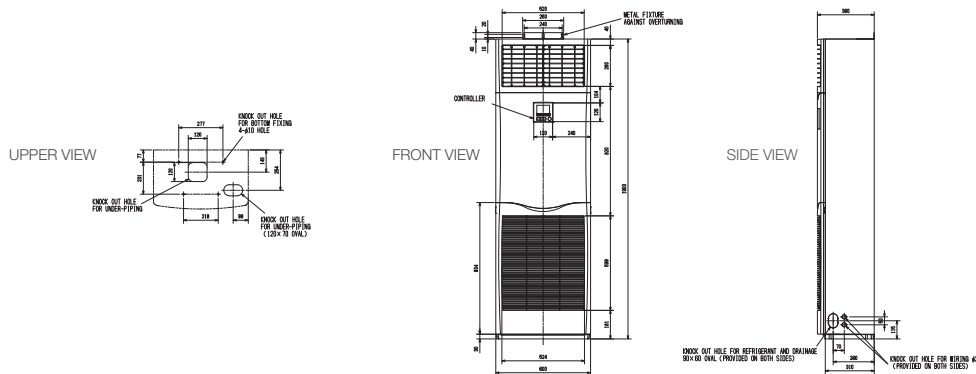


PSA-M INDOOR UNITS		PSA-M71KA	PSA-M100KA	PSA-M100KA	PSA-M125KA	PSA-M125KA	PSA-M140KA	PSA-M140KA
CAPACITY (kW)	Heating (nominal)	7.6 (3.5-10.2)	11.2 (4.5-14.0)	11.2 (4.5-14.0)	14.0 (5.0-16.0)	14.0 (5.0-16.0)	16.0 (5.7-18.0)	16.0 (5.7-18.0)
	Cooling (nominal)	7.1 (3.3-8.1)	9.5 (4.9-11.4)	9.5 (4.9-11.4)	12.5 (5.5-14.0)	12.5 (5.5-14.0)	13.4 (6.2-15.0)	13.4 (6.2-15.0)
	Heating (UK)	6.45 (3.0-8.65)	9.5 (3.85-11.9)	9.5 (3.85-11.9)	11.9 (4.25-13.6)	11.9 (4.25-13.6)	13.6 (4.84-15.3)	13.6 (4.84-15.3)
	Cooling (UK)	6.55 (3.05-7.45)	9.2 (4.5-10.5)	9.2 (4.5-10.5)	11.4 (5.05-12.9)	11.4 (5.05-12.9)	12.3 (5.7-13.8)	12.3 (5.7-13.8)
SHF (nominal)		0.79	0.73	0.73	0.72	0.72	0.71	0.71
COP / EER (nominal)		3.25 / 3.76	3.53 / 3.81	3.53 / 3.81	3.11 / 3.16	3.11 / 3.16	3.20 / 3.37	3.20 / 3.37
SCOP (ηsh) / SEER (ηsc) (BS EN14825)		4.0 (157.8%) / 6.4 (266.2%)	4.1 (161.3%) / 5.7 (234.6%)	4.1 (161.3%) / 5.6 (232.9%)	3.9 (153.1%) / 5.2 (212.0%)	3.9 (153.0%) / 5.1 (210.9%)	4.0 (158.1%) / 6.1 (249.1%)	4.0 (158.1%) / 6.0 (247.8%)
ErP ENERGY EFFICIENCY CLASS	Heating/Cooling	A+ / A++	A+ / A+	A+ / A+	A / A	A / A	A+ / A++	A+ / A+
AIRFLOW (l/s)	Lo-Mi-Hi	333-367-400	417-467-500	417-467-500	417-467-517	417-467-517	417-467-517	417-467-517
PIPE SIZE mm (in)	Gas/Liquid	15.88 (5/8) / 9.52 (3/8)	15.88 (5/8) / 9.52 (3/8)	15.88 (5/8) / 9.52 (3/8)	15.88 (5/8) / 9.52 (3/8)	15.88 (5/8) / 9.52 (3/8)	15.88 (5/8) / 9.52 (3/8)	15.88 (5/8) / 9.52 (3/8)
SOUND PRESSURE LEVEL (dBA)	Lo-Mi-Hi	40-42-44	45-49-51	45-49-51	45-49-51	45-49-51	45-49-51	45-49-51
SOUND POWER LEVEL (dB(A))		60	65	65	66	66	66	66
DIMENSIONS (mm)	Width x Depth x Height	600 x 360 x 1900	600 x 360 x 1900	600 x 360 x 1900	600 x 360 x 1900	600 x 360 x 1900	600 x 360 x 1900	600 x 360 x 1900
WEIGHT (kg)	Unit / Panel	46	46	46	46	46	48	48
ELECTRICAL SUPPLY		Fed by Outdoor Unit	Fed by Outdoor Unit	Fed by Outdoor Unit	Fed by Outdoor Unit	Fed by Outdoor Unit	Fed by Outdoor Unit	Fed by Outdoor Unit
FUSE RATING (BS88) - HRC (A)		6	6	6	6	6	6	6
INTERCONNECTING CABLE No. CORES		4	4	4	4	4	4	4
WIRED REMOTE CONTROLLER REFERENCE		PAR-41MAA	PAR-41MAA	PAR-41MAA	PAR-41MAA	PAR-41MAA	PAR-41MAA	PAR-41MAA


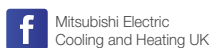
PUZ-ZM OUTDOOR UNITS		PUZ-ZM71VHA2	PUZ-ZM100VKA2	PUZ-ZM100YKA2 ③	PUZ-ZM125VKA2	PUZ-ZM125YKA2 ③	PUZ-ZM140VKA2	PUZ-ZM140YKA2 ③
SOUND PRESSURE LEVEL (dBA)	Heating/Cooling	49 / 47	51 / 49	51 / 49	52 / 50	52 / 50	52 / 50	52 / 50
SOUND POWER LEVEL (dB(A))	Cooling	67	69	69	70	70	70	70
WEIGHT (kg)		70	116	123	116	125	118	131
DIMENSIONS (mm)	Width x Depth x Height	950 x 330 + 25 x 943	1050 x 330 + 40 x 1338	1050 x 330 + 40 x 1338	1050 x 330 + 40 x 1338	1050 x 330 + 40 x 1338	1050 x 330 + 40 x 1338	1050 x 330 + 40 x 1338
ELECTRICAL SUPPLY		220-240v, 50Hz	220-240v, 50Hz	380-415v, 50Hz	220-240v, 50Hz	380-415v, 50Hz	220-240v, 50Hz	380-415v, 50Hz
PHASE		Single	Single	Three	Single	Three	Single	Three
SYSTEM POWER INPUT (kW)	Heating/Cooling (nominal)	2.338 / 1.888	3.172 / 2.493	3.172 / 2.493	4.501 / 3.955	4.501 / 3.955	5.000 / 3.976	5.000 / 3.976
	Heating/Cooling (UK)	2.08 / 1.60	2.53 / 2.14	2.53 / 2.14	4.00 / 3.35	4.00 / 3.35	4.44 / 3.38	4.44 / 3.38
STARTING CURRENT (A)		5.3	10.7	2.6	13.2	3.3	13.2	3.3
SYSTEM RUNNING CURRENT (A)	Heating/Cooling [MAX]	9.05 / 6.96 [19.4]	11.01 / 9.31 [20.7]	6.33 / 5.35 [8.7]	17.37 / 14.58 [27.2]	9.50 / 8.38 [9.7]	19.33 / 14.69 [30.7]	11.11 / 8.45 [12.5]
FUSE RATING (BS88) - HRC (A)		25	25	16	32	16	40	16
MAINS CABLE No. CORES		3	3	5	3	5	3	3
MAX PIPE LENGTH (m)		55	100	100	100	100	100	100
MAX HEIGHT DIFFERENCE (m)		30	30	30	30	30	30	30
CHARGE REFRIGERANT (kg) / CO ₂ EQUIVALENT (t) - R32 (GWP 675)		2.80 / 1.89 (30m)	3.60 / 2.43 (40m)	3.60 / 2.43 (40m)	3.60 / 2.43 (40m)	3.60 / 2.43 (40m)	3.60 / 2.43 (40m)	3.60 / 2.43 (40m)
MAX ADDITIONAL REFRIGERANT (kg) / CO ₂ EQUIVALENT (t) - R32 (GWP 675)		0.80 / 0.54	2.40 / 1.62	2.40 / 1.62	2.40 / 1.62	2.40 / 1.62	2.40 / 1.62	2.40 / 1.62

③ Three Phase **Note:** Includes built in PAR-41MAA wired remote controller.

PSA-M71/100/125/140KA DIMENSIONS



Telephone: 01707 282880
email: air.conditioning@meuk.mee.com
les.mitsubishielectric.co.uk



UNITED KINGDOM Mitsubishi Electric Europe Living Environment Systems Division, Travellers Lane, Hatfield, Hertfordshire, AL10 8XB, England. Telephone: 01707 282880 Fax: 01707 278881
IRELAND Mitsubishi Electric Europe, Westgate Business Park, Ballymount, Dublin 24, Ireland. Telephone: (01) 419 8800 Fax: (01) 419 8890 International code: (003531)

Country of origin: United Kingdom - Japan - Thailand - Malaysia. ©Mitsubishi Electric Europe 2022. Mitsubishi and Mitsubishi Electric are trademarks of Mitsubishi Electric Europe B.V. The company reserves the right to make any variation in technical specification to the equipment described, or to withdraw or replace products without prior notification or public announcement. Mitsubishi Electric is constantly developing and improving its products. All descriptions, illustrations, drawings and specifications in this publication present only general particulars and shall not form part of any contract. All goods are supplied subject to the Company's General Conditions of Sale, a copy of which is available on request. Third-party product and brand names may be trademarks or registered trademarks of their respective owners.

Note: Refer to 'Installation Manual' and 'Instruction Book' for further 'Technical Information'. The fuse rating is for guidance only and please refer to the relevant databook for detailed specification. It is the responsibility of a qualified electrician/electrical engineer to select the correct cable size and fuse rating based on current regulation and site specific conditions. Mitsubishi Electric's air conditioning equipment and heat pump systems contain a fluorinated greenhouse gas, R410A (GWP:2088), R32 (GWP:675), R407C (GWP:1774), R134a (GWP:1430), R513A (GWP:631), R454B (GWP:466), R1234ze (GWP:7) or R1234yf (GWP:4). *These GWP values are based on Regulation (EU) No 517/2014 from IPCC 4th edition. In case of Regulation (EU) No 626/2011 from IPCC 3rd edition, these are as follows. R410A (GWP:1975), R32 (GWP:550), R407C (GWP:1650) or R134a (GWP:1300).

Effective as of April 2022

